

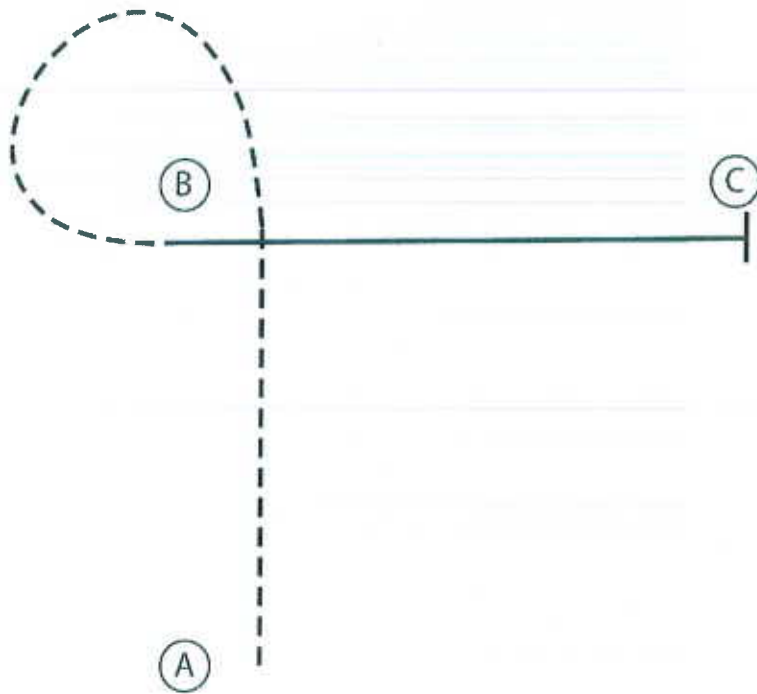
NWVQHA

Hunt Seat Equitation Level 1 (Youth/Amateur)

Show Date: Aug 3/4 2019

www.HorseShowPatterns.com

www.HorseShowPatterns.com



1. Sitting trot A to B
2. Posting trot around B
3. At B canter on the right lead to C
4. Stop at C

- Walk (dotted line)
- Trot - - - - - (dashed line)
- Extended Trot - - - - - (long dashed line)
- Canter _____ (solid line)
- Leg Yield ||||| (vertical lines)
- Lead Change / / / / / (diagonal lines)
- Back ←←←←← (curved arrows)
- Marker (B) (circle with B)
- Sidepass - - - - - ← (dashed line with arrow)

[HSE/1-7]

Pattern Provided by:

Judges

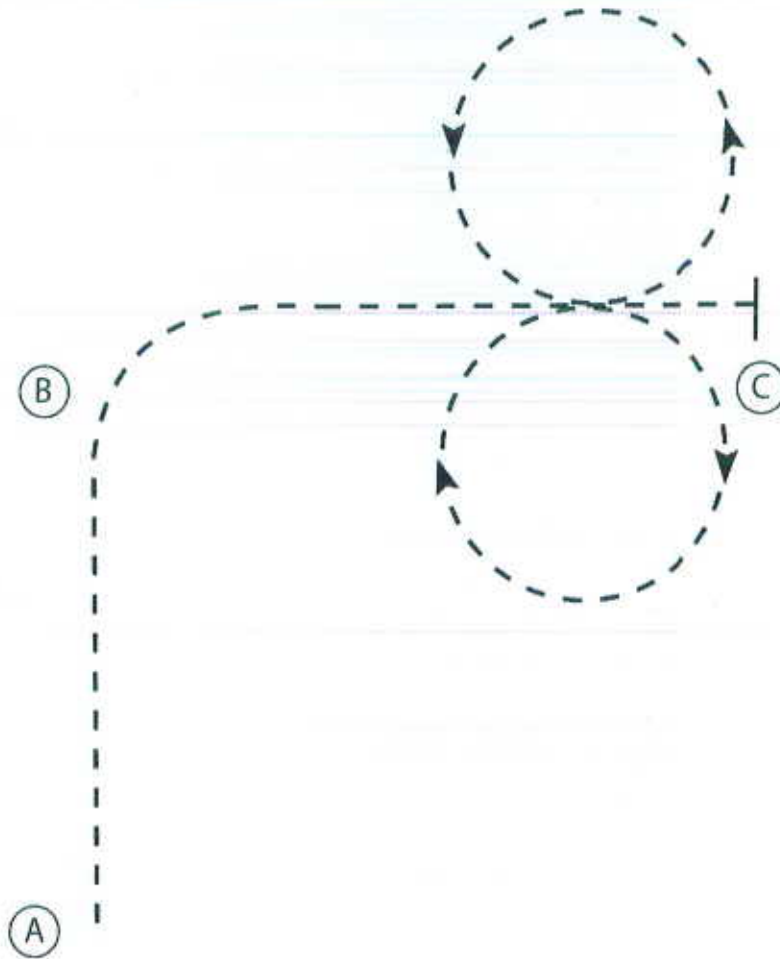
NWVQHA

Hunt Seat Equitation (Walk/Trot)

Show Date: Aug 3/4 2019

www.HorseShowPatterns.com

www.HorseShowPatterns.com



1. Sitting trot A to B
2. At B posting trot towards C
3. Before C posting trot circle to the right followed by a posting trot circle to the left, continue to C
4. Stop at C

Walk
Trot	-----
Extended Trot	-----
Canter	—————
Leg Yield	
Lead Change	↗↘
Back	←←←←←
Marker	Ⓚ
Sidepass	←-----→

[HSE/WT-7]

Pattern Provided by:
Judges

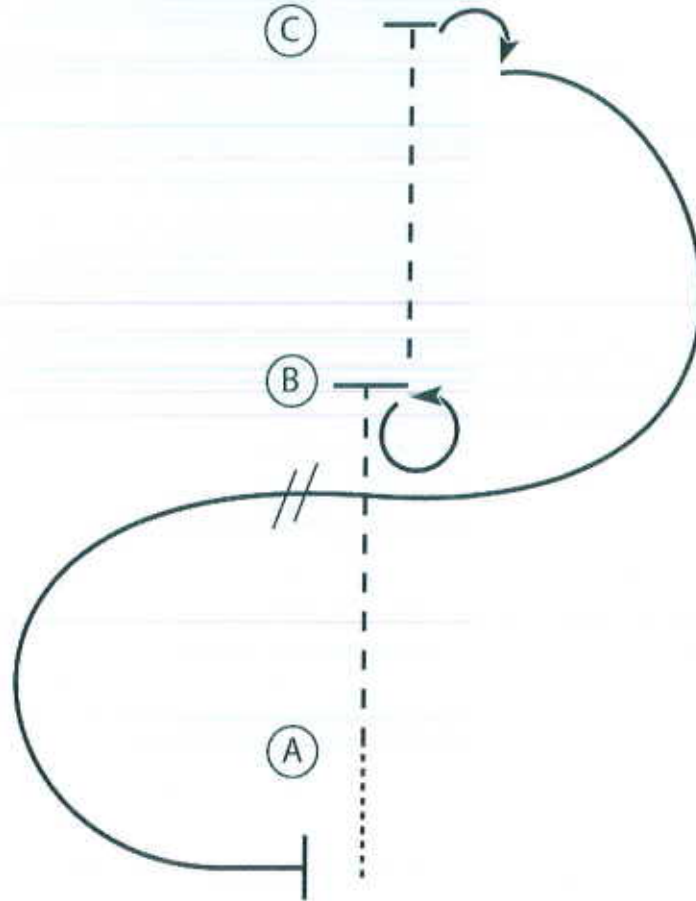
NWVQHA

Western Horsemanship (Amateur/Youth/Select/NYATT)

Show Date: Aug 3/4 2019

www.HorseShowPatterns.com

www.HorseShowPatterns.com



1. Walk to A
2. Jog A to B
3. Stop at B and perform a 360 degree turn to the left
4. Jog B to C
5. Stop at C and perform a 90 degree turn to the right
6. Lope a half circle to B on the right lead
7. At B perform a lead change and lope a half circle to A on the left lead
8. Stop at A

- Walk (dotted line)
- Jog - - - - - (dashed line)
- Extended Jog - - - - - (long dashed line)
- Lope ———— (solid line)
- Leg Yield ||||| (vertical bars)
- Lead Change / (diagonal slash)
- Back ← (left arrow)
- Marker (B) (circle with B)
- Sidepass ← - - - - → (dashed line with arrows)

[WH/2-30]

Pattern Provided by:
Judges

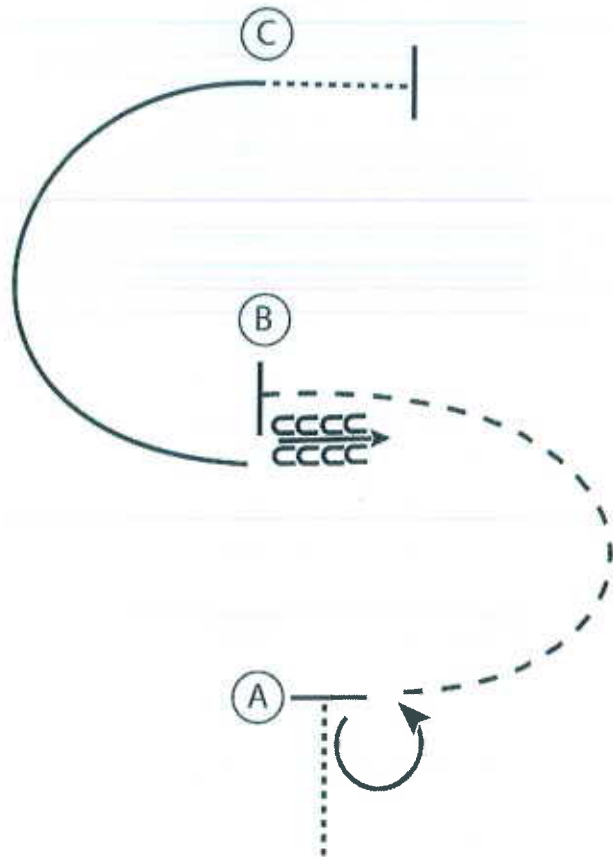
NWVQHA

Western Horsemanship (Amateur/Youth)

Show Date: Aug 3/4 2019

www.HorseShowPatterns.com

www.HorseShowPatterns.com



1. Walk to A
2. Stop at A and perform a 270 degree turn to the left
3. Jog a half circle to B
4. Stop at B and back 3 steps
5. Lope a half circle to C on the left lead
6. At C walk 5 steps and stop

Walk
Jog	-----
Extended Jog	-----
Lope	—————
Leg Yield	
Lead Change	↗↘
Back	←←←
Marker	ⓑ
Sidepass	←←←

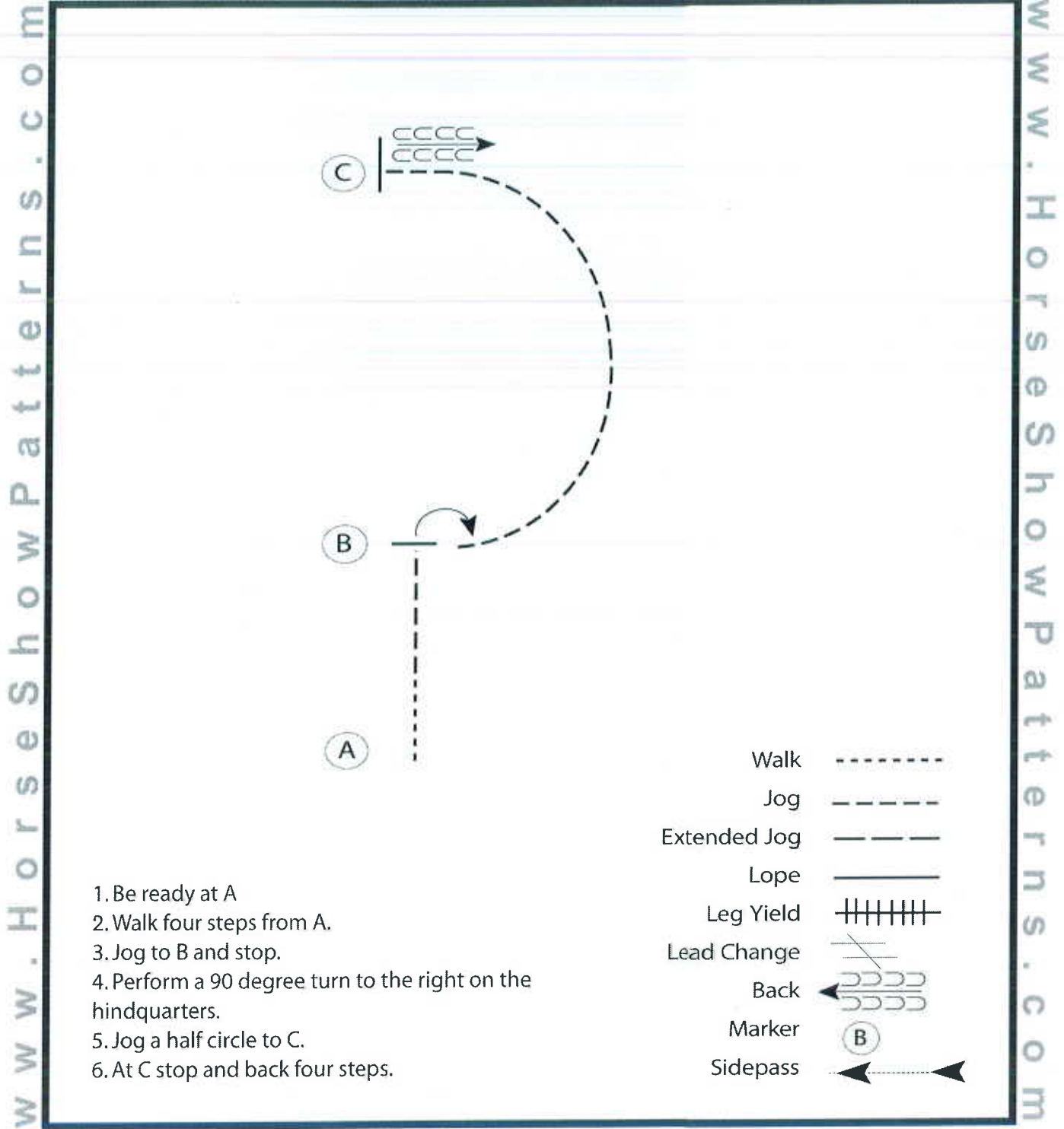
[WH/2-29]

Pattern Provided by:
Judges

NWVQHA

W/J Horsemanship (L1 WALK/JOG and W/J 11 &under)

Show Date: Aug 3/4 2019



[WH/WT-16]

Pattern Provided by:
Judges

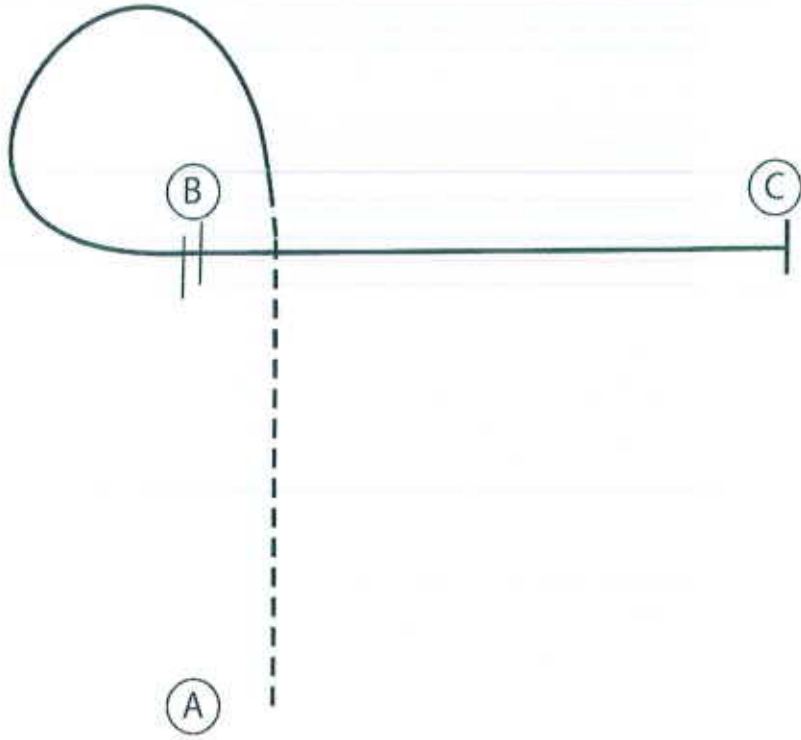
NWVQHA

Hunt Seat Equitation (Youth/Amateur/Select/NYATT)

Show Date: Aug 3/4 2019

www.HorseShowPatterns.com

www.HorseShowPatterns.com



1. Posting trot A to B on the right diagonal
2. At B canter on the left lead around B
3. Perform a lead change at B and continue to C
4. Stop at C

Walk
Trot	-----
Extended Trot	-----
Canter	=====
Leg Yield	
Lead Change	↙↘
Back	←←←←
Marker	⊙ B
Sidepass	←---→

[HSE/1-8]

Pattern Provided by:
Judges

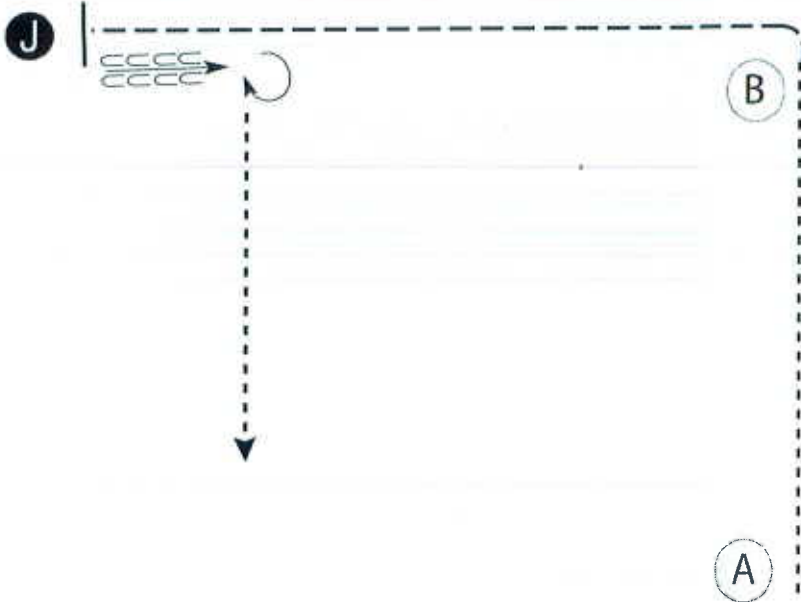
NWVQHA

Level 1 Showmanship (Youth/Amateur)

Show Date: Aug 3/4 2019

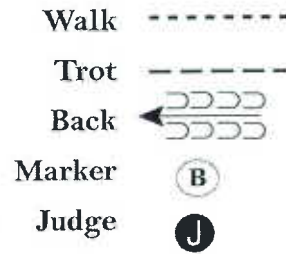
www.HorseShowPatterns.com

www.HorseShowPatterns.com



Be ready at A.

1. Walk to B.
2. Trot around B and to judge.
3. Stop and set up for inspection.
4. When dismissed, back one horse length.
5. Turn 270 degrees and walk straight off.



[S/1-23]

Pattern Provided by:
Judges

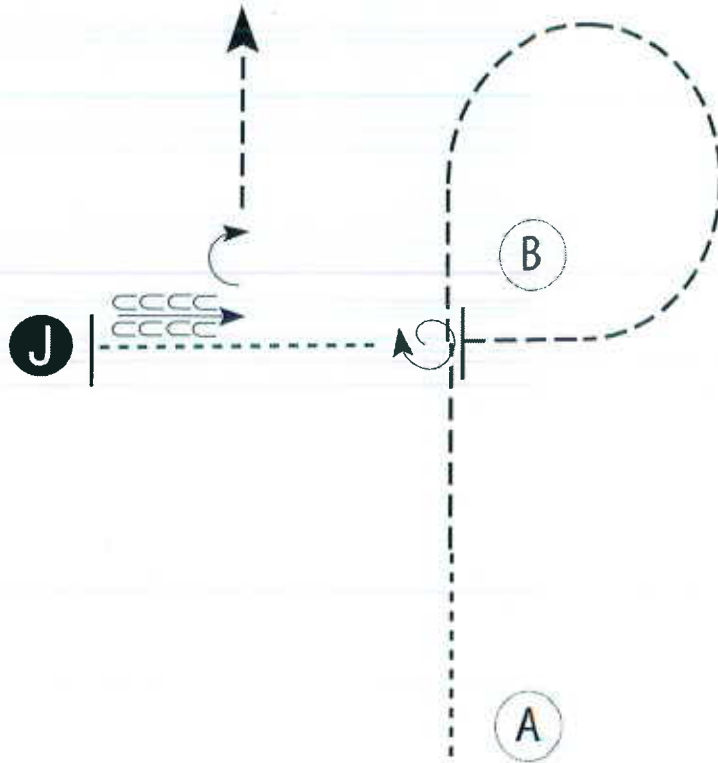
NWVQHA

AQHA Showmanship (Youth-Amateur-Select)

Show Date: Aug 3/4 2019

www.HorseShowPatterns.com

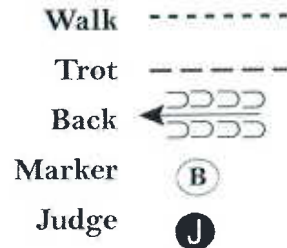
www.HorseShowPatterns.com



Be ready at A.

1. Walk halfway to B.
2. Trot to and around B as shown.
3. Stop when just past B. Perform a 360 degree turn.
4. Walk to judge and set up for inspection.
5. When dismissed, back one horse length.
6. Perform a 90 degree turn and trot away.

Follow the instructions of your ring steward.



[S/2-79]

Pattern Provided by:

Judges